



KR 6 R700-2



Technical data

Maximum reach	726 mm
Maximum payload	6.8 kg
Pose repeatability (ISO 9283)	± 0.02 mm
Number of axes	6
Mounting position	Floor; Ceiling; Wall;
	Desired angle
Footprint	208 mm x 208 mm
Weight	approx. 53 kg

Axis data

Motion range	
A1	±170 °
A2	-190 ° / 45 °
A3	-120 ° / 156 °
A4	±185 °
A5	±120 °
A6	±350 °

Operating conditions

Ambient temperature during operation	0 °C to 45 °C (273 K to 318 K)
--------------------------------------	--------------------------------

Protection rating

Protection rating (IEC 60529)	IP65 / IP67
Protection rating, robot wrist (IEC 60529)	IP65 / IP67

Controller

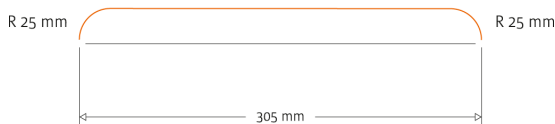
Controller	KR C5 micro; KR C4 compact
------------	-------------------------------

Certificates

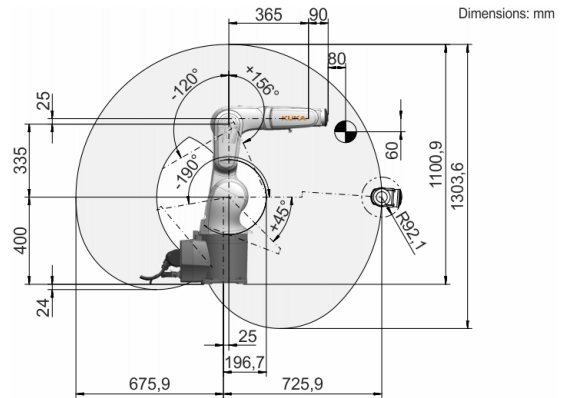
ESD requirements	IEC61340-5-1; ANSI/ESD S20.20
------------------	-------------------------------

Cycle time

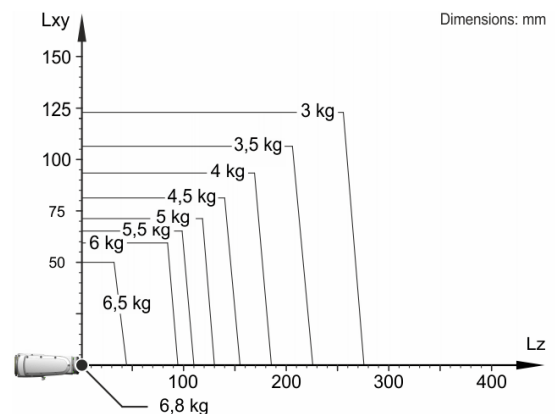
138 cycles per minute (25 mm / 305 mm / 25 mm, 1 kg)



Workspace graphic



Payload diagram



The KR 6 R700-2 is designed for a rated payload of 3 kg in order to optimize the dynamic performance of the robot. The maximum payload of 6.8 kg applies only if the position of the center of mass is 0 mm and a supplementary load optimized for the load case is mounted. The specific load case must be verified using KUKA.Load or KUKA Compose. For further consultation, please contact KUKA Support.

Mounting flange

